



National Marine Manufacturers Association

nmma.org

ECONOMIC SIGNIFICANCE OF RECREATIONAL BOATING IN VIRGINIA

CONGRESSIONAL DISTRICT 2

Number of Recreational Boats*	25,293
Recreational Boating Industry Businesses	165
Total Jobs	2,638
Annual Recreational Boating-Related Spending	\$137.8 MILLION



TOTAL ANNUAL ECONOMIC IMPACT OF RECREATIONAL BOATING:

\$328.6 MILLION

RECREATIONAL BOATS IN VA-2

TOTAL BOATS* **25,293**

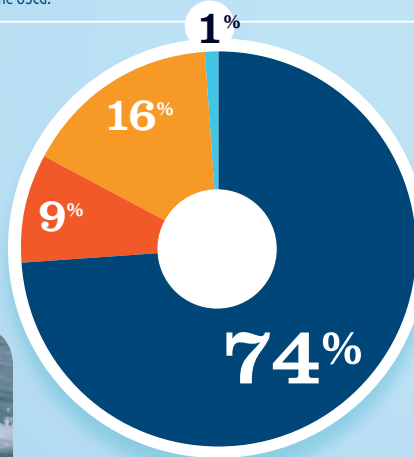
REGISTERED BOATS	25,293
Power boats	20,721
PWCs	3,464
Sailboats	1,093
Other Boats	15
HOUSEHOLDS PER BOAT	10.9



* Total boats are registered boats as reported by states to the USCG.

RECREATIONAL BOATING CREATES JOBS IN VA-2

TOTAL BOATING JOBS	1,059
Boat Building	9
Motor / Engine Mfgr.	-
Accessory / Supplies Mfgr.	169
Dealers / Wholesalers	93
Boat Services	788

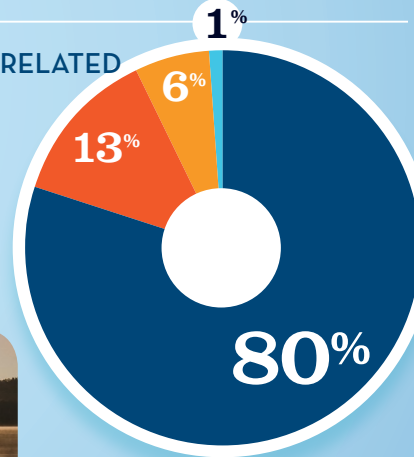


BOAT BUILDING 1%
MOTOR/ENG. MFG. † 0%
ACC./SUPPLIES MFGR. 16%
DLRS/WHOLESALERS 9%
BOAT SERVICES 74%



RECREATIONAL BOATING-RELATED BUSINESSES IN VA-2

TOTAL BUSINESSES	165
Boat Building	2
Motor / Engine Mfgr.	-
Accessory / Supplies Mfgr.	9
Dealers / Wholesalers	22
Boat Services	132

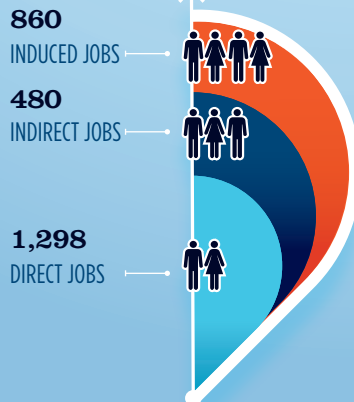


BOAT BUILDING 1%
MOTOR/ENG. MFG. † 0%
ACC./SUPPLIES MFGR. 6%
DLRS/WHOLESALERS 13%
BOAT SERVICES 80%



ESTIMATED JOBS IMPACT OF RECREATIONAL BOATING-RELATED SPENDING IN VA-2

EST. TOTAL JOBS	2,638
EST. TOTAL LABOR INCOME	\$109.2 MILLIONS
Est. Direct Income	\$45.0
Est. Indirect Income	\$26.6
Est. Induced Income	\$37.6



RECREATIONAL BOATING INDUSTRY SALES IN VA-2

Boat Building	\$2.3	\$2.3 MILLION
Motor / Engine Mfgr.	\$0.0	\$0.0 MILLION
Accessory / Supplies Mfgr.	\$19.6	\$19.6 MILLION
TOTAL MFG. SALES	\$21.9	
Dealers / Wholesalers	\$44.8	\$44.8 MILLION
Boat Services	\$209.1	\$209.1 MILLION
TOTAL RETAIL & SERVICES SALES	\$253.9	

BOAT BUILDING
MOTOR/ENG. MFG.
ACC./SUPPLIES MFGR.
DLRS/WHOLESALERS
BOAT SERVICES